

CL4-CAM Professional Electronic Variable Speed Lathe



Most serious and professional woodturners have realised the benefits of infinitely variable speed control. This allows the user to run the lathe at just the right speed for the job, with a simple turn of a dial. The speed can be varied from 13 rpm to 4600 rpm*.

Newly upgraded, the electronics and inverter are now housed in a dust proof metal enclosure certified to IP55 standard. This offers even greater levels of protection for the advanced control circuits. This speed control unit should not be confused with cheap and inferior expanding pulley systems, which have limited speed ranges, often have vibration problems and due to the inherent weakness in their design, wear belts at a rapid rate. The CL4 uses a 3 phase motor and inverter to provide the power and is a truly professional solution, used throughout the machine tool industry.

RRP £899.99

What They Say...

"The CL4 is still a beautifully smooth and quiet machine to operate and...is hard to beat."

The Woodworker

"The variable speed facility proved a dream. The CL4 handled all of these samples with no problem...again a number of projects were undertaken to test the system to its full capacity of 760 mm (30") diameter - so different sizes and weights were used. Once again the combination of lathe and accessories performed very well and the ability to change speeds so easily was a real boon...I have been very pleased with the lathe and accessories."


Woodturning

"This machine is in a class of its own."

The Woodturner



Tailstock Heavy duty tailstock within a cast iron construction gives stability and support to the workpiece. It is hollow to enable easy ejection of centres and allow for long hole boring and also features easy to use cam locks.



Phosphor Bronze Bearing Offers long life, unrivalled support for turning large bowls and are adjustable to ensure years of solid, reliable performance.



Bed Bars The solid steel chromed bed bars add weight, rigidity and strength while providing smooth travel for head, tail and toolrest banjo.




SPECIFICATIONS

MAXIMUM BOWL DIAMETER: 762 mm (30")	MAXIMUM SWING OVER BED: 305 mm (12")	THREAD: 3/4 x 16 TPI
MAXIMUM BETWEEN CENTRES: 914 mm (36")	SPINDLE SPEEDS: 13 - 4600 rpm	TAPER: 1 Morse Taper
MOTOR: 1 hp		WEIGHT: 90 kg
		SIZE: H600 x W1625 x D381 mm

*Most turning can be achieved safely and effectively between 400 and 2000 rpm. The higher speeds are only to be used by experienced turners who have had adequate training and observe all recommended safety and operating procedures.



Variable Speed Unit Newly improved and now more efficient. Provides simple, responsive and smooth speed change at the turn of a dial. This unit is assembled in the UK using components from a high quality German supplier. It is the industrial solution to variable speed control.



Headstock The headstock is now made from cast steel for extra strength.

OPTIONAL FITMENTS



CL3/B Bowl Turning Attachment
Eases the turning of bowls and allows larger capacities to be achieved. Can be used on a bench or stand. Includes CWA180 tubular bowl rest.
RRP £89.99



CLO/H 17" Tool Rest
For use when turning long spindles, because of its increased length the user doesn't need to move the banjo up and down the bed bars as often. Please note an additional banjo assembly is required to use this toolrest.
RRP £29.99




RPLB24-48 Adjustable Lathe Stand
The RPLB24-48 has been specifically designed to add great support to your turning. The splayed legs and steel construction gives rigidity, enabling large projects to be undertaken.
RRP £159.99

CONSUMABLES



RPSO-100 100 ml Spindle Oil
Bonds to the spindle & bearing, providing smooth running.
RRP £12.99

SPARES



CWA170 3/4" x 16 TPI Thread Protector
RRP £14.99

UPGRADES



CLO/C Cam Lock Tool Rest Upgrade
Upgrade your lathe with a new cam lock banjo for easy adjustment along the bed bars.
RRP £39.99

OPTIONAL ACCESSORIES



CLO/J 10" Tool Rest
Cast iron replacement 10" toolrest. For use with all CL-CAM series lathes and CL3B bowl rest.
RRP £19.99



The CL4 is shown with optional legstand and bowl rest.