

# FM25 Floor Standing 1" Morticer with Sliding Tables



The FM25 is a heavy cast morticer with tables sliding on independent handwheels and boasting a maximum capacity of 25 mm.

This machine offers tremendous value for money. Constructed from heavy castings and machined for accuracy, the tables move on a rack and pinion and the quiet but powerful induction motor allows a maximum capacity of 25 mm.

The head moves smoothly on a solid rack and dovetail column with gib strips that can be adjusted for accuracy and resistance. A gas strut assists returning the head at the end of the cut. Tables are generous machined castings on rack and pinion slides for smooth performance. Work is held securely in the rapid action clamp and the powerful 1hp induction motor provides ample power for its capacities.

The handle is jointed so it can be easily repositioned for comfortable operation.

RRP £629.99

## OPTIONAL ACCESSORY



### R150-3CB Mortice Chisels and Bit Set

This set is made up of 1/4", 3/8" and 1/2" chisels and bits. The three most popular sizes from the R150 series and is packed in a convenient carry case.

RRP £59.99

## SPECIFICATIONS

<b>MAXIMUM WORKPIECE HEIGHT:</b> 200 mm	<b>MAXIMUM CHISEL STROKE:</b> 70 mm	<b>TABLE SIZE:</b> 400 x 150 mm
<b>MAXIMUM WORKPIECE DEPTH:</b> 145 mm	<b>CHUCK CAPACITY:</b> 16 mm	<b>MOTOR:</b> 1 hp
	<b>CHISEL CAPACITY:</b> 6.35 - 25 mm	<b>WEIGHT:</b> 119 kg
		<b>SIZE:</b> H1500 x W400 x D460 mm




**Easy Access** The chuck is easily accessible from the side of the headstock making changing the bits a quick and simple procedure.




**Capacity** The powerful 1hp induction motor allows the FM25 to take up to a 25 mm cut.

**Movement Stops** Vertical and horizontal stops allow for consistently accurate and repeatable cuts to be made.



**Table** Adjustable gib strips on the precision machined dovetail slides provide smooth and accurate movement. Drive is by a rack and pinion.

**Cabinet Base** A sturdy cabinet base is included, providing excellent support and generous storage space.




**Operating Arm** Features a spring loaded joint to make re-positioning the handle a simple task.

**Head Movement** A rack and pinion system with adjustable gib strips provides reliable, accurate head movement with return assisted by a gas spring.



**Hold Down Clamps** These clamps feature a quick release system and effectively secure workpieces to the table.



**Work Clamp** Made from cast iron, the work clamp slides into position easily to hold the timber securely. It features a quick release mechanism with cam action clamp for ease of use.

**Handwheels** A separate handwheel is used for front to back movement.

Shown with chisel and bit (not included).