

Portable Panel Saw with Scoring System

PSS3100SE



The PSS3100SE from MAFELL is the world's first self-driven, rail-guided and mobile panel saw. In a single operation, the portable panel saw system handles cutting of lengths of up to 3100mm and with the follow-on fence even longer cuts are possible. The special feature of the PSS3100SE is that the craftsman only has to operate a small control panel but does not have to change position and therefore there is no walking on panels, no stumbling over panel offcuts and no trailing cable or extraction hose. The automatic sawing feed is simply set to the required speed and drives the saw exactly to the pre-set cutting length limit. There the saw blade automatically moves out of the material and the saw automatically speeds back to the home position in rapid reverse. The constant, pre-settable feed rate and a scoring function ensure cuts of excellent quality. Cleanliness when cutting is also ensured: even with cement-bonded panels or plasterboard panels, the PSS3100SE works virtually dust-free.



Like all MAFELL plunge cut saws, the saw unit of the PSS3100SE is equipped with the unique FLIPPKEIL. Plunge cuts are made safely without detaching the riving knife.

FLIPPKEIL




Ergonomic handle - easy to carry by adjustable handle integrated in rail.




End stop - adjustable stop ensures compliance with desired cutting length and allows the blade to exit the work at the end.



Cross cut guide/fence - available as accessories attach easily to the guide rail.



Quick release - the guide rail is separated quickly and easily with the supplied hexagon key driver, a great aid to transportation.



Cutting depth adjustment - precise cutting depth adjustment due to an exact scale.



Scoring function - Saw unit can be set to scoring for tear-free cuts.

PSS3100SE

£1,580.00

Features

- Cuts of up to 130cm (51-3/16") can be executed with one section of the guide rail.
- Saw feed motor consistently clean cuts.
- Convenient one-man operation.
- No trailing cable or vacuum hose.
- 3100mm cutting length with max.
- 45mm (1-3/4") cutting depth.
- Follow-on fence for longer panel formats.
- At only 17kgs (37.5lbs), the world's lightest panel saw.
- With Mafell Flippkeil riving knife for plunge cuts.

Model


Cutting depth	0 - 45 mm (0 - 1 3/4 in.)
Tool max. Ø	160 mm (6 5/16 in.)
Tool holder	20 mm (1 3/16 in.)
Nominal no-load speed	2600-5200 rpm
Cutting length complete	3100 mm
Cutting length 1-piece	
Feed rate	0,07 - 0,34 m/sec
Reverse speed	0,42 m/sec
Cutting speed	28 m/sec (91.9 ft/sec.)
Universal motor - voltage	230 V
50 Hz	
Nominal input	1490 W
Nominal output	850 W
Dust extraction connection	35 mm (1 3/8 in.)
Weight	17 kg (37.5 lbs)

On-Site Demonstrations Available


Hose connector - for a practically dust-free environment.



Setting wheel for speed adjustment for various materials.



Follow-on fence - ensures seamless cuts even in long workpieces.



One-man operation - Due to the saw feed motor and convenient one-man operation panels can be cut easily and fast.



Perfect system - The perfect system for all panels from particle boards up to cement fibre panels.



Dust free work area - In conjunction with the integrated suction channel and the S50M, it eliminates practically all of the dust particles that occur.



Plunge cuts - are executed safely without detaching the riving knife.